

2023 APPI Employment Survey Report Summary

The survey was designed to gather information regarding the demographics, job responsibilities and compensation and benefits of members of the Alberta Professional Planners Institute (APPI). It replicates a previous survey that was conducted in 2019.

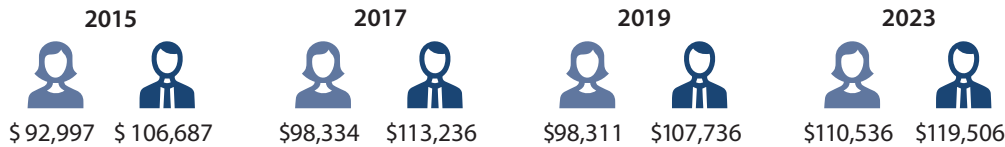
The following statistics pertain to the 173 APPI Members who responded to the survey.

Increase in Mean/Average Salary

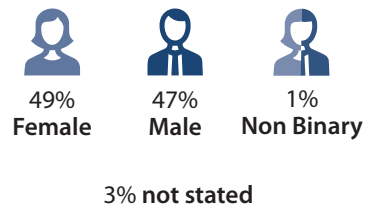


Median Gender Wage Gap

The mean/average wage gap which had decreased between 2017 and 2019 has remained stable.

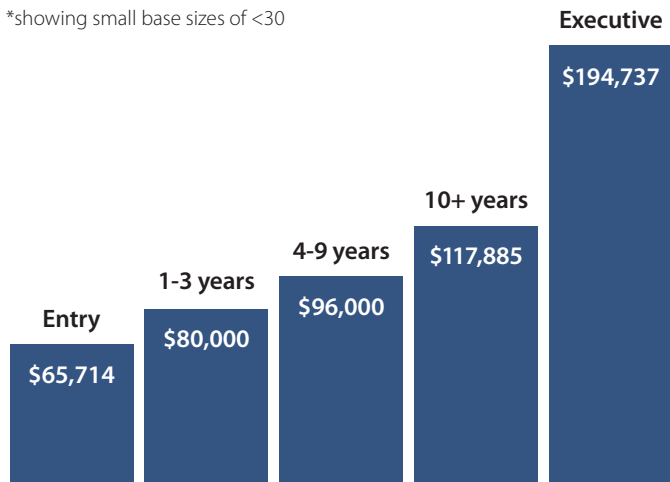


Gender in Profession



Mean/Average Salary Range by Years of Experience

*showing small base sizes of <30



RPP vs non-RPP

RPPs made up 72% of those who responded and their mean/average annual base salary income was over \$31k higher than those who did not have that professional designation.

Candidates on average have received a 20% salary increase since 2019.

